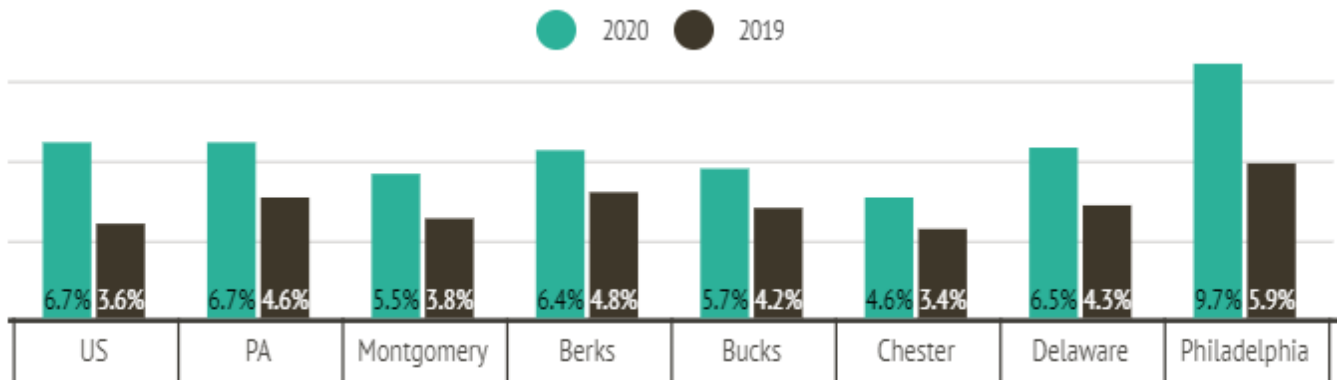


Labor Force

Unemployment data in this section is through December 2020 and is preliminary for County and State. Finalized December data and preliminary January 2021 data are expected to be released on March 18th. Montgomery County's Unemployment Rate preliminarily remained steady at 5.5% and is the Workforce Development Area with the 3rd lowest rate in the Commonwealth behind Chester (4.6%) and Lancaster (4.9%). The Unemployment Rate in Pennsylvania preliminarily decreased by .1% to 6.7% and the national level remained at 6.7%.



	Labor Force	Employed	Unemployed	Unemployment Rate
MontCo	432,500	409,000	23,600	5.5%
Pennsylvania	6,283,000	5,864,000	420,000	6.7%
United States	160,567,000	149,830,000	10,736,000	6.7%

The civilian labor force data are counts by geographic area of those in the labor force (individuals aged 16 and above who are working or looking for work) and illustrates the number of unemployed and the unemployment rate.

Municipality	Unemployed Residents	Unemployment Rate
Abington Township	1,500	5.2%
Cheltenham Township	1,100	5.6%
Horsham Township	700	4.9%
Lower Merion Township	1,000	3.7%
Lower Providence Township	600	5.0%
Montgomery Township	500	3.7%
Norristown Borough	1,400	8.1%
Pottstown Borough	1,000	8.6%
Upper Dublin Township	500	4.0%
Upper Merion Township	800	4.8%
Upper Moreland Township	800	6.0%
Upper Providence Township	500	4.2%

Labor Market

Montgomery County has 467,184 employees earning an average annual wage of \$72,904. This data reflects the Quarterly Census of Employment and Wages for the 3rd quarter of 2020.

Industry Sector	Establishments	Employees	Avg Annual
Health Care and Social Assistance	3,725	79,435	\$55,120
Professional and Technical Services	4,105	54,142	\$118,144
Retail Trade	3,027	48,465	\$36,244
Manufacturing	1,027	44,593	\$88,192
Finance and Insurance	1,930	35,742	\$107,900
Administrative and Waste Services	1,753	32,051	\$49,556
Educational Services	680	26,569	\$63,180

MontcoWorks

The Montgomery County Workforce Development Board, MontcoWorks, serves as the local Workforce Development Board for Montgomery County, facilitating service delivery through the PA CareerLink® Montgomery County, Montgomery County’s Employment, Advancement and Retention Network (EARN), and the MontcoWorks*NOW program for youth and young adults. MontcoWorks uses available funding to promote a thriving workforce system in Montgomery County by ensuring that businesses have access to skilled workers and that job seekers obtain employment with a sustainable wage.

WIOA Common Measures

In the second quarter of PY 2020, Montgomery County met or exceeded 12 of the 15 benchmarks of Common Measures. Technical assistance is being provided at the end of March to help continue to increase the rate of Measurable Skill Gains.



EARN Performance

There will be no performance payments for PY 2020-2021 as local areas adjust to the new performance requirements established by the Department of Human Services. A few highlights are included here for the program year through the end of February 2021.



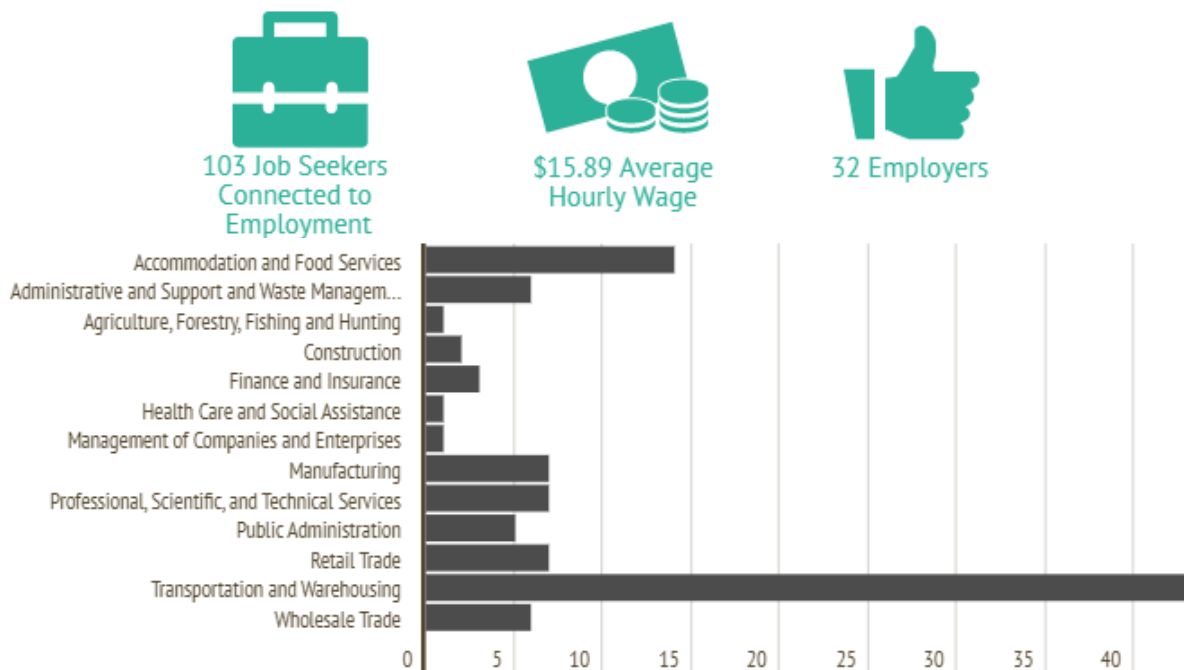
PA CareerLink® Montgomery County

There were 161 unique individuals with an average of 3.24 event/workshop registrations and 51% attendance rate in February 2021.



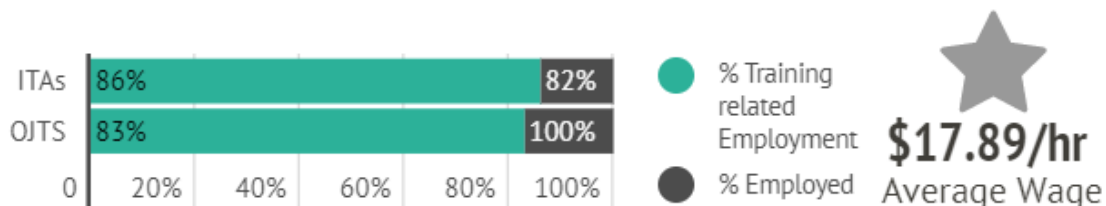
Business Services Team

The Business Services Team is charged with assisting employers with job orders, candidate referrals, recruitment events and more. The below represents employment connections made through February 2021.



Training Providers

Training opportunities help customers gain skills to advance in their career pathway. 82% of ITA exits have been for employment, and of those, 86% were directly related to the field of study.



Highlights & Grants

Virtual Events Held for Employers and Job Seekers

- Apprenticeship Information Session
- MontcoWorks*NOW Industry Insights
- Employer Session – COVID-19 Legal Information
- COVID-19 Customer Service Sessions

<p>Rapid Response & Trade and Economic Transition National Dislocated Worker Grant</p>	<p>Rapid Response and ETG funds continue to support dislocated workers through outreach, re-employment assistance, expanded computer skills workshops and training (ITA and OJT). While these offerings are critical, expenditures have been down statewide. Montgomery County WDB and Title I staff are looking at ways to continue targeted outreach and promote online training when possible.</p> <p>MontcoWorks received word that our Request for Funding for an additional \$1,056,250.00 in ETG funding has been approved. However, we are awaiting a formal Notice of Obligation before working with Bucks County and Philadelphia to recruit additional dislocated workers for training through this extensive program.</p> <p>In August, Montgomery County submitted a request on behalf of the Southeast PA WDBs for \$191,000 in Rapid Response funding to hire a regional coordinator focusing on the manufacturing industry. If awarded, these funds would allow us to hire an individual who would coordinate Industry Partnership endeavors and other manufacturing initiatives to maximize resources for our manufacturing employers. As of 12/1/20, we are still awaiting word on this request.</p> <p>In August, Montgomery County was awarded funding to hire two temporary Title I Triage/Customer Service representatives (\$17.50/hour, 40 hours, 26 weeks) to assist PA CareerLink® Montgomery County customers specific to COVID-19.</p>
<p>Teacher in the Workplace and Business Education Partnership</p>	<p>Montgomery County PY19-20 projects received an extension through 12/31/20 to complete activities. Both Upper Perkiomen and Souderton have completed their projects. MCIU will complete a range of virtual activities for Montgomery County educators before 12/31. MontcoWorks received \$99,856 for PY 20 BEP funding January 2021-June 2022. These funds will be used to create virtual career readiness activities for students and educators in Montgomery County.</p>
<p>SLIP (State/Local Internship Program)</p>	<p>After successfully implementing SLIP through the summer of 2020, MontcoWorks is awaiting a grant announcement for SLIP 2021.</p>

Sources: Local labor market information reflective of December 2020 and PY20 Q3 QCEW from the PA Department of Labor and Industry's Center for Workforce Information and Analysis. National and State LMI reflective of December 2020. WIOA common measures as of PY20 Q2; EARN, BST, CL, ITA, OJT sourced from February 2021 CWDS Ad HOC reports with 3.1.2021 run date.