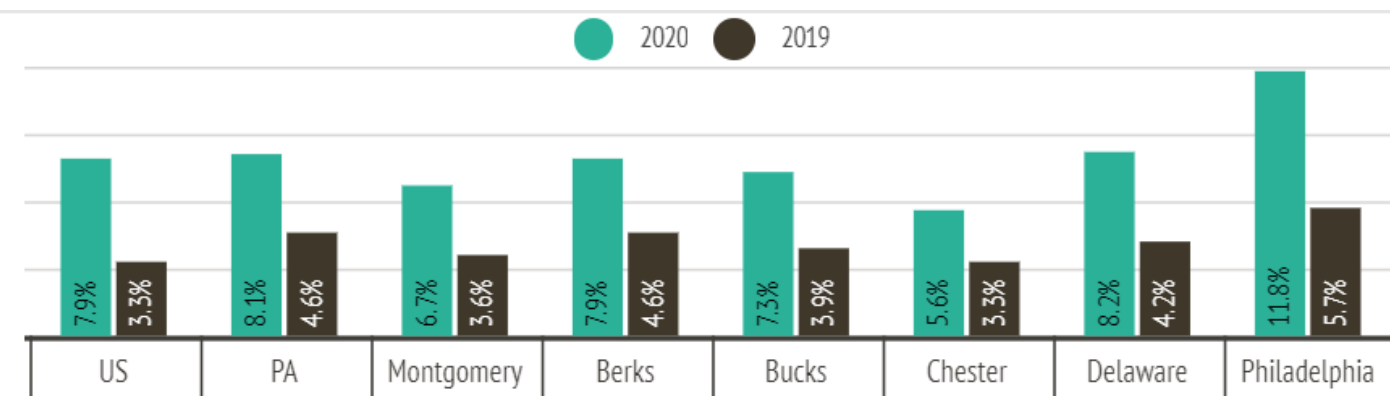


Labor Force *Unemployment data in this section is through September 2020 and is preliminary for County and State*

Montgomery County's Unemployment Rate preliminarily decreased by 2.1% to 6.7% and remains the Workforce Development Area with the 5th lowest rate in the Commonwealth. The Unemployment Rate in Pennsylvania preliminarily decreased by 2.2% to 8.1% and the national level decreased by .5% to 7.9%.

	Labor Force	Employed	Unemployed	Unemployment Rate
MontCo	440,900	411,300	29,600	6.7%
Pennsylvania	6,365,000	5,847,000	518,000	8.1%
United States	160,143,000	147,563,000	12,580,000	7.9%



The civilian labor force data are counts by geographic area of those in the labor force (individuals aged 16 and above who are working or looking for work) and illustrates the number of unemployed and the unemployment rate.

Municipality	Unemployed Residents	Unemployment Rate
Abington Township	2,000	6.8%
Cheltenham Township	1,400	7.1%
Horsham Township	900	6.5%
Lower Merion Township	1,400	4.9%
Lower Providence Township	800	6.5%
Montgomery Township	900	6.1%
Norristown Borough	1,600	9.1%
Pottstown Borough	1,200	10.1%
Upper Dublin Township	800	5.6%
Upper Merion Township	1,100	6.2%
Upper Moreland Township	1,000	7.9%
Upper Providence Township	700	5.8%

Labor Market

Montgomery County has 504,103 employees earning an average annual wage of \$83,668. This data reflects the Quarterly Census of Employment and Wages for the 1st quarter of 2020.

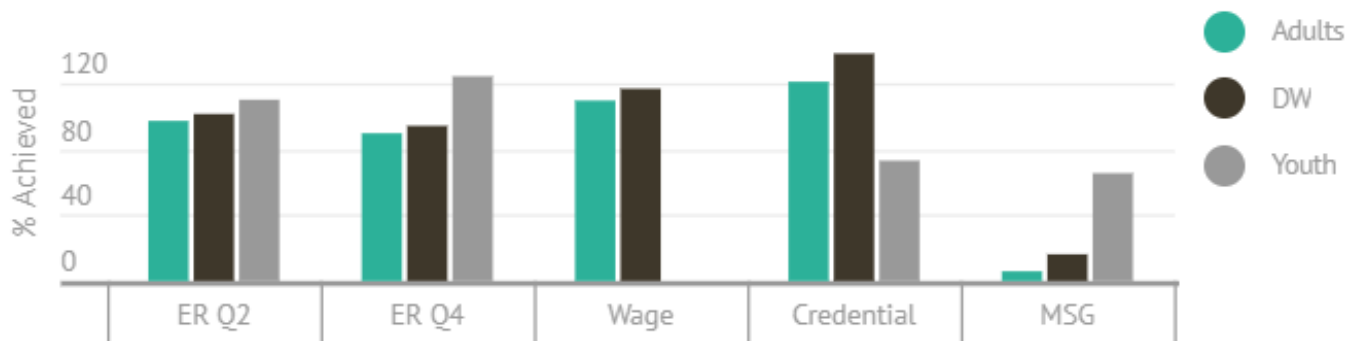
Industry Sector	Establishments	Employees	Avg Annual
Healthcare & Social Assistance	3,739	85,043	\$52,000
Professional & Technical Services	4,062	54,791	\$141,752
Retail Trade	3,058	53,386	\$34,528
Manufacturing	1,026	46,111	\$123,396
Finance & Insurance	1,920	35,809	\$182,208
Administrative & Waste Services	1,692	34,498	\$46,384
Accommodation & Food Services	1,962	33,074	\$21,424

MontcoWorks

The Montgomery County Workforce Development Board, MontcoWorks, serves as the local Workforce Development Board for Montgomery County, facilitating service delivery through the PA CareerLink® Montgomery County, Montgomery County’s Employment, Advancement and Retention Network (EARN), and the MontcoWorks*NOW program for youth and young adults. MontcoWorks uses available funding to promote a thriving workforce system in Montgomery County by ensuring that businesses have access to skilled workers and that job seekers obtain employment with a sustainable wage.

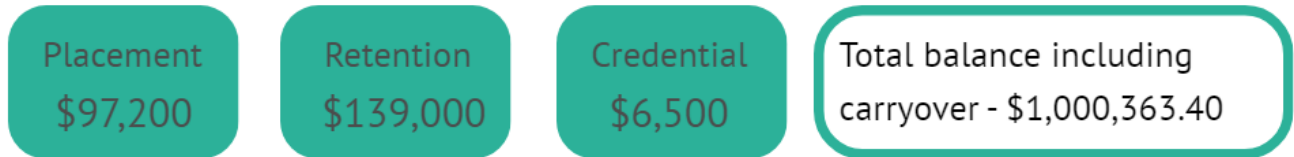
WIOA Common Measures

Montgomery County met or exceeded all non-benchmark negotiated levels for the 4th quarter of PY 2019. The negotiation process has been completed for PY 2020 and PY 202.



EARN Performance

Payments for EARN placements, retention and credentialing reached 77% of the total performance allocation through PY19 validation. PY 20/21 will not have performance based payments.



PA CareerLink® Montgomery County

90 unique individuals registered for an average of 2.16 event/workshops in October.



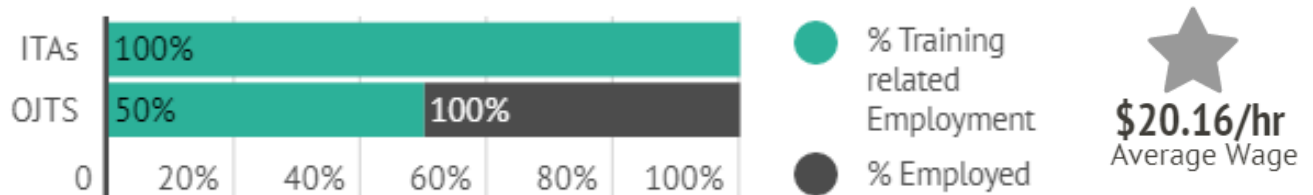
Business Services Team

The Business Services Team is charged with assisting employers with job orders, candidate referrals, recruitment events and more.



Training Providers

Training opportunities help customers gain skills to advance in their career pathway.



Sources: Local labor market information reflective of September 2020 and PY20 Q1 QCEW from the PA Department of Labor and Industry's Center for Workforce Information and Analysis. National and State LMI reflective of September 2020. WIOA common measures as of PY19 Q4; EARN Performance as of July 2020 validation. BST, CL, ITA, OJT sourced from CWDS Ad HOC 11.1.2020