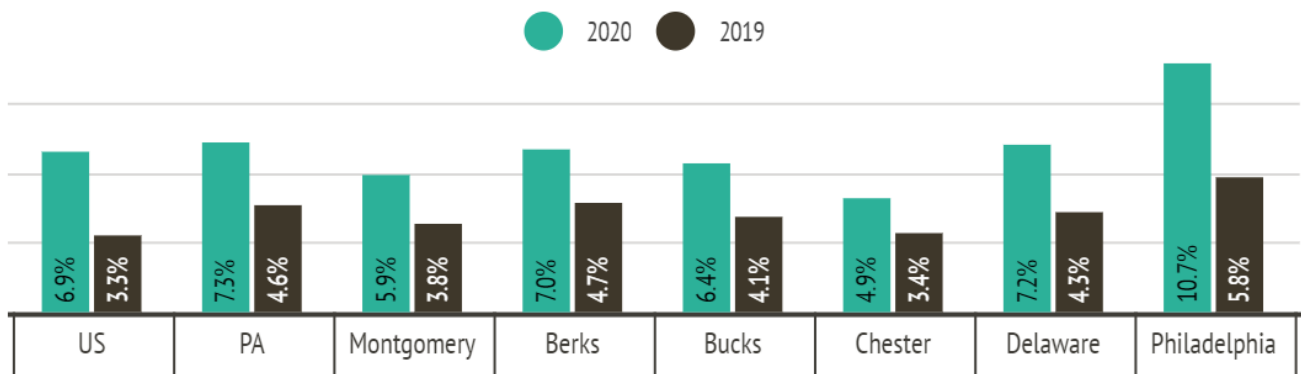


# Labor Force \*Unemployment data in this section is through October 2020 and is preliminary for County and State\*

Montgomery County's Unemployment Rate preliminarily decreased by 1.0% to 5.9% and is the Workforce Development Area with the 4th lowest rate in the Commonwealth. The Unemployment Rate in Pennsylvania preliminarily decreased by 1.0 % to 7.3% and the national level decreased by 1.0% to 6.9%.

	Labor Force	Employed	Unemployed	Unemployment Rate
<b>MontCo</b>	440,200	414,100	26,100	5.9%
<b>Pennsylvania</b>	6,364,000	5,899,000	465,000	7.3%
<b>United States</b>	160,867,000	149,806,000	11,061,000	6.9%



The civilian labor force data are counts by geographic area of those in the labor force (individuals aged 16 and above who are working or looking for work) and illustrates the number of unemployed and the unemployment rate.

Municipality	Unemployed Residents	Unemployment Rate
<b>Abington Township</b>	1,700	5.9%
<b>Cheltenham Township</b>	1,300	6.6%
<b>Horsham Township</b>	800	5.3%
<b>Lower Merion Township</b>	1,300	4.4%
<b>Lower Providence Township</b>	700	5.7%
<b>Montgomery Township</b>	800	5.3%
<b>Norristown Borough</b>	1,600	9.0%
<b>Pottstown Borough</b>	1,100	9.0%
<b>Upper Dublin Township</b>	700	4.8%
<b>Upper Merion Township</b>	1,000	5.6%
<b>Upper Moreland Township</b>	900	7.0%
<b>Upper Providence Township</b>	600	4.9%

# Labor Market

Montgomery County has 434,416 employees earning an estimated average annual wage of \$75,140. This data reflects the Quarterly Census of Employment and Wages for the 2<sup>nd</sup> qtr. 2020.

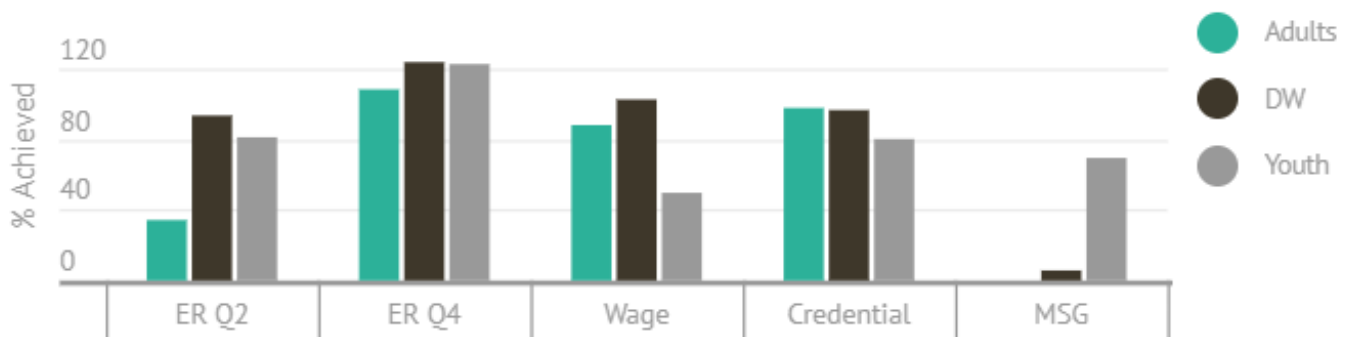
Industry Sector	Establishments	Employees	Avg Annual
Health Care and Social Assistance	3,713	75,392	\$53,872
Professional and Technical Services	4,070	53,484	\$114,452
Manufacturing	1,025	43,676	\$93,600
Retail Trade	3,046	40,552	\$37,128
Finance and Insurance	1,921	35,443	\$104,728
Administrative and Waste Services	1,710	30,282	\$49,088
Educational Services	667	30,112	\$65,988

## MontcoWorks

The Montgomery County Workforce Development Board, MontcoWorks, serves as the local Workforce Development Board for Montgomery County, facilitating service delivery through the PA CareerLink® Montgomery County, Montgomery County’s Employment, Advancement and Retention Network (EARN), and the MontcoWorks\*NOW program for youth and young adults. MontcoWorks uses available funding to promote a thriving workforce system in Montgomery County by ensuring that businesses have access to skilled workers and that job seekers obtain employment with a sustainable wage.

## WIOA Common Measures

In the first quarter of PY 2020, Montgomery County met or exceeded 11 of the 15 benchmarks of Common Measures. Technical assistance is being provided to support program staff in achieving negotiated performance levels throughout the remaining 3 quarters.



## EARN Performance

There will be no performance payments for PY 2020-2021 as local areas adjust to the new performance requirements established by the Department of Human Services. As we work through the new reporting structure, a few highlights are included here.



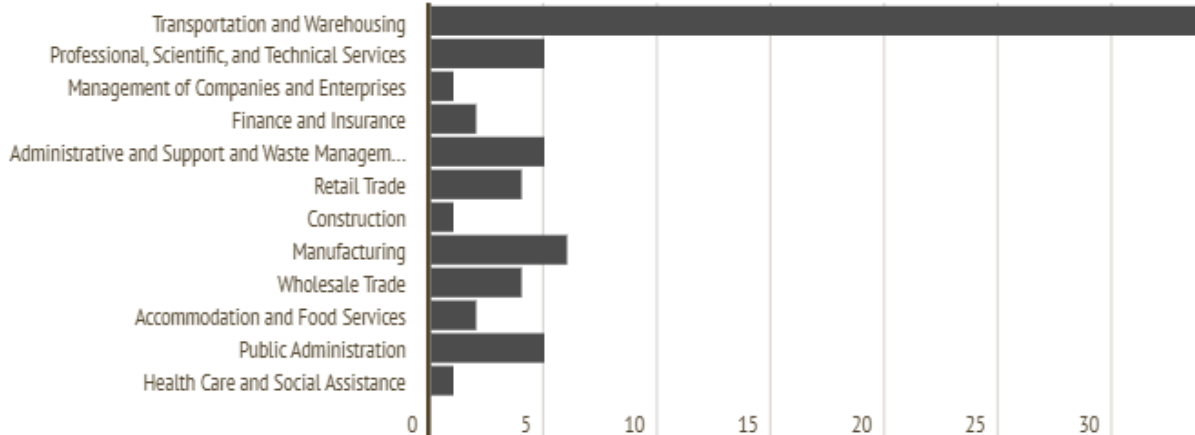
## PA CareerLink® Montgomery County

107 unique individuals registered for an average of 2.51 event/workshops in November.



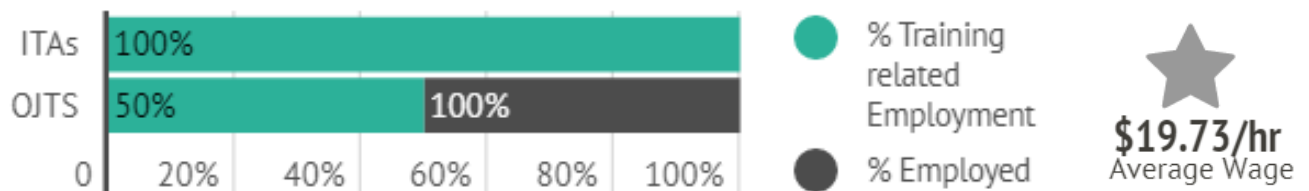
## Business Services Team

The Business Services Team is charged with assisting employers with job orders, candidate referrals, recruitment events and more.



## Training Providers

Training opportunities help customers gain skills to advance in their career pathway. 75% of ITA exits have been for employment, and of those, 100% were directly related to the field of study.



Sources: Local labor market information reflective of October 2020 and PY20 Q2 QCEW from the PA Department of Labor and Industry's Center for Workforce Information and Analysis. National and State LMI reflective of October 2020. WIOA common measures as of PY20 Q1; EARN, BST, CL, ITA, OJT sourced from CWDS Ad HOC 11.1.2020