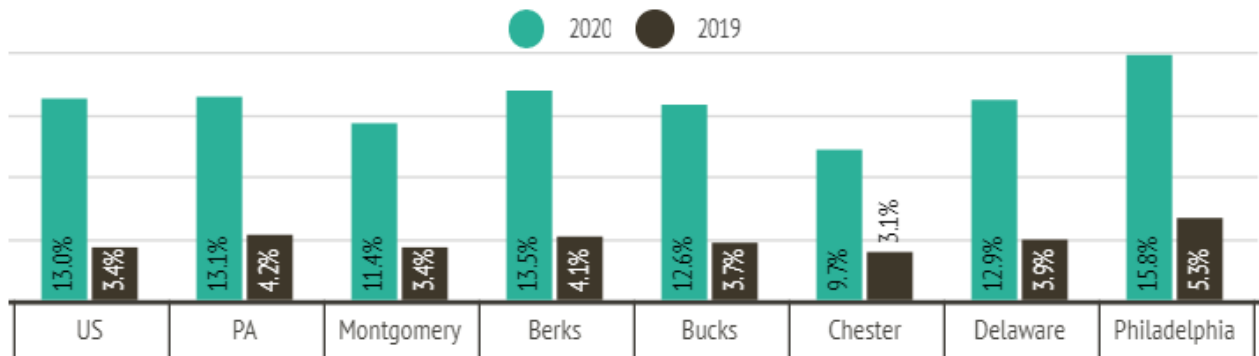


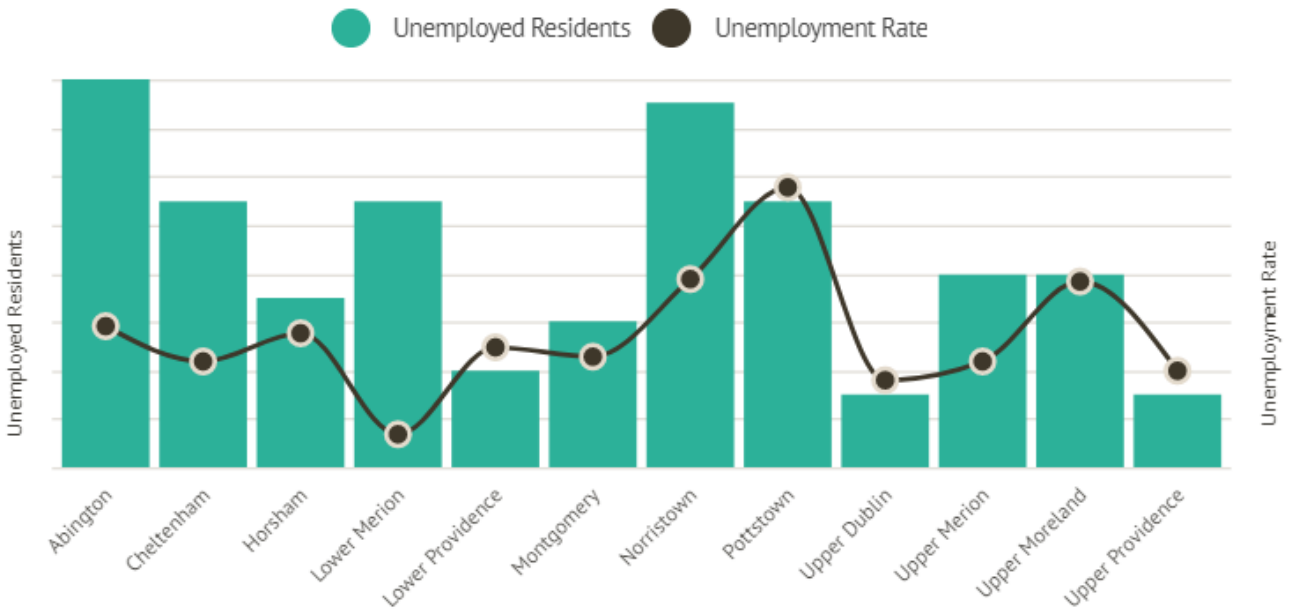
Labor Force *Unemployment data in this section is through May 2020 and is preliminary for County and State*

Montgomery County's Unemployment Rate preliminarily decreased by 2.6% to 11.4% and is the Workforce Development Area with the 4th lowest rate in the Commonwealth. The Unemployment Rate in Pennsylvania preliminarily decreased by 3.0% to 13.1% and the national level decreased by 1.4% to 13.0%.

	Labor Force	Employed	Unemployed	Unemployment Rate
MontCo	441,800	391,300	50,600	11.4%
Pennsylvania	6,470,000	5,621,000	849,000	13.1%
United States	157,975,000	137,461,000	20,514,000	13.0%



The civilian labor force data are counts by geographic area of those in the labor force (individuals aged 16 and above who are working or looking for work) and illustrates the number of unemployed and the unemployment rate.



Labor Market

Montgomery County has 511,598 employees earning an average annual wage of \$72,124. This data reflects the Quarterly Census of Employment and Wages for the 4th quarter of 2019.

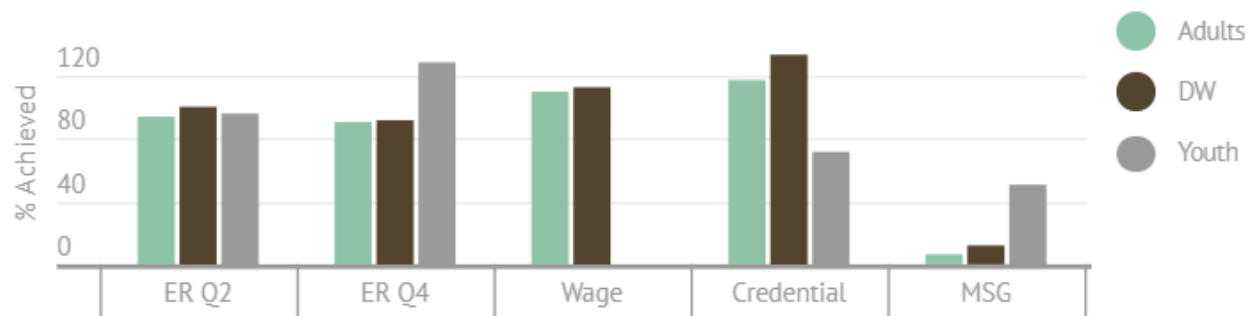
Industry Sector	Establishments	Employees	Avg Annual
Healthcare & Social Assistance	3,740	83,284	\$57,460
Retail Trade	3,076	55,925	\$35,152
Professional & Technical Services	4,090	55,178	\$122,980
Manufacturing	1,027	46,132	\$89,440
Administrative & Waste Services	1,703	37,693	\$49,660
Finance & Insurance	1,924	35,353	\$112,580
Accommodation & Food Services	1,942	33,439	\$23,036

MontcoWorks

The Montgomery County Workforce Development Board, MontcoWorks, serves as the local Workforce Development Board for Montgomery County, facilitating service delivery through the PA CareerLink® Montgomery County, Montgomery County’s Employment, Advancement and Retention Network (EARN), and the MontcoWorks*NOW program for youth and young adults. MontcoWorks uses available funding to promote a thriving workforce system in Montgomery County by ensuring that businesses have access to skilled workers and that job seekers obtain employment with a sustainable wage.

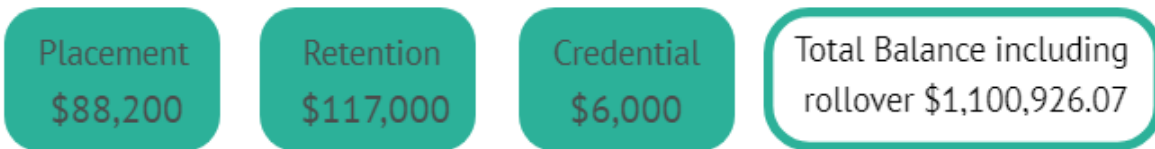
WIOA Common Measures

Montgomery County met or exceeded all non benchmark negotiated levels for the 3rd quarter of PY 2019



EARN Performance

Payments for EARN placements, retention and credentialing reached 67% of total allocation through the first 9 months of PY19 validation



PA CareerLink Montgomery County

105 Unique Individuals with an average of 3.43 event/workshop registrations in June



Business Services Team

The Business Services Team is charged with assisting employers with job orders, candidate referrals, recruitment events and more



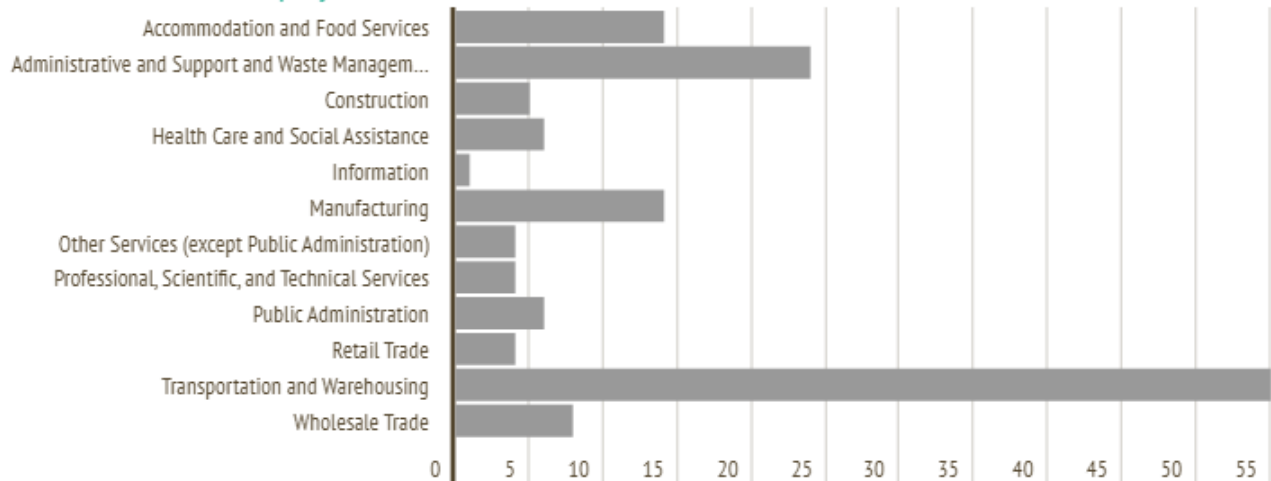
145 Job Seekers connected to Employment



\$15.55 Average Hourly Wage

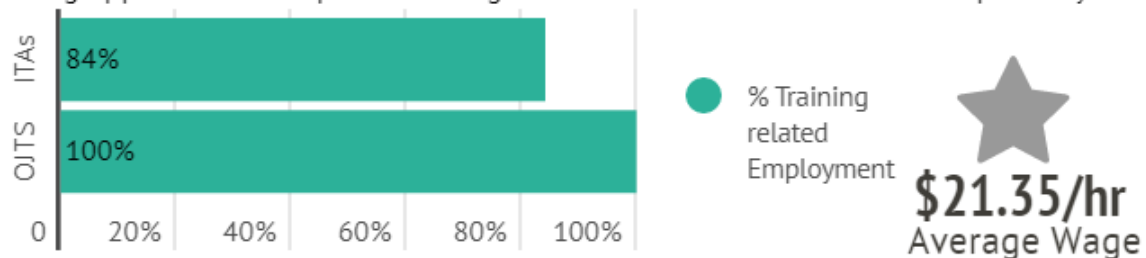


47 Different Employers



Training Providers

Training opportunities help customers gain skills to advance in their career pathway



Grants

Apprenticeship Navigator

Funds have been used to train Title I Business Services as a content-area expert in apprenticeship and pre-apprenticeship, allowing us to best help employers envision a role for both post COVID-19

SLIP (State/Local Internship Program)

In 2019, 14 youth and young adults participated in summer internships directly related to their post-Secondary educational plans. MontcoWorks received \$100,472.25 to implement SLIP again this summer. MontcoWorks*NOW has developed a plan to implement SLIP internships.

Teacher in the Workplace and Business Education Partnership

Montgomery County PY19-20 projects received an extension through 12/31/20 to complete activities.

Rapid Response & Trade and Economic Transition National Dislocated Worker Grant

Rapid Response and ETG funds continue to support dislocated workers through outreach, re-employment assistance, expanded computer skills workshops and training (ITA and OJT). Requested an additional \$275,000 on 4/15/2020 and are awaiting approval.

Sources: Local labor market information reflective of May 2020 and PY19 Q4 QCEW from the PA Department of Labor and Industry's Center for Workforce Information and Analysis. National and State LMI reflective of May 2020. WIOA common measures as of PY19 Q3, EARN Performance as of March 2020 validation. BST, CL, ITA, OJT sourced from CWDS Ad HOC 7.1.2020